RECEIVED

SEP 14 2018

CITY OF KNOXVILLE

BOCK INC.

MONTHLY REPORT FOR

AUGUST, 2018

SUBMITTED BY: Stan Bockert

August, 2018

IEPA SUMMARY

There were no communications with IEPA.

MAINTENANCE SUMMARY

BOCK Inc. performed all preventive maintenance for the plant.

SAFETY

Because safety is an important part of our daily practice, we have been without a loss time injury at the plant for 216 months.

OPERATIONS SUMMARY

Influent flow averaged 260,368 gallons per day.

Electricity used totaled 53,376 kilowatt hours.

Rainfall totaled 4.61 inches.

Dewatered sludge disposed of to the Knox County landfill totaled 11.99 tons.

We experienced 0 days of excess flow discharge from outfall A01.

Knoxville, Illinois
Wastewater Treatment Plant
Twelve Month Moving Average Report
Submitted by
Bock Inc.

	Date	Influent - Daily Average Flow (gallons per day)	Total Electrical Usage (kilowatt hours)	Total Rainfall (inches)
1	January 2018	265,358	66,432	1.03
2	February 2018	688,707	62,208	4.56
3	March 2018	999,139	64,512	1.66
4	April 2018	550,170	57,216	0.99
5	May 2018	434,681	47,616	3.74
6	June 2018	459,947	48,384	4.33
7	July 2018	395,345	52,992	3.78
8	August 2018	260,368	53,376	4.61
9	September 2017	189,907	51,456	0.93
10	October 2017	344,200	56,832	5.13
11	November 2017	265,117	55,296	1.51
12	December 2017	221,552	59,136	0.99
Total		5,074,491	675,456	33.26
Average		422,874	56,288	2.77

Plant Design Average Flow is
660,000 gallons per day

Plant Design Maximum Flow is
1,650,000 gallons per day

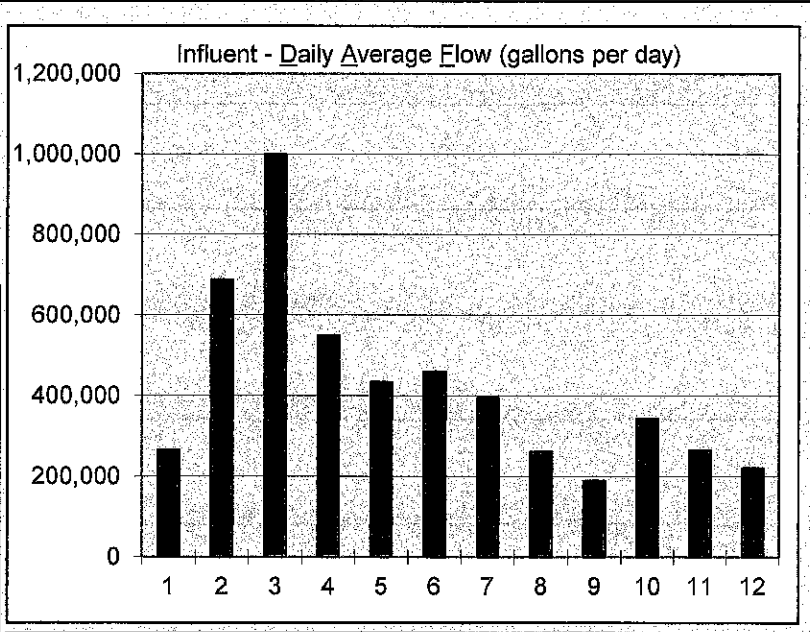

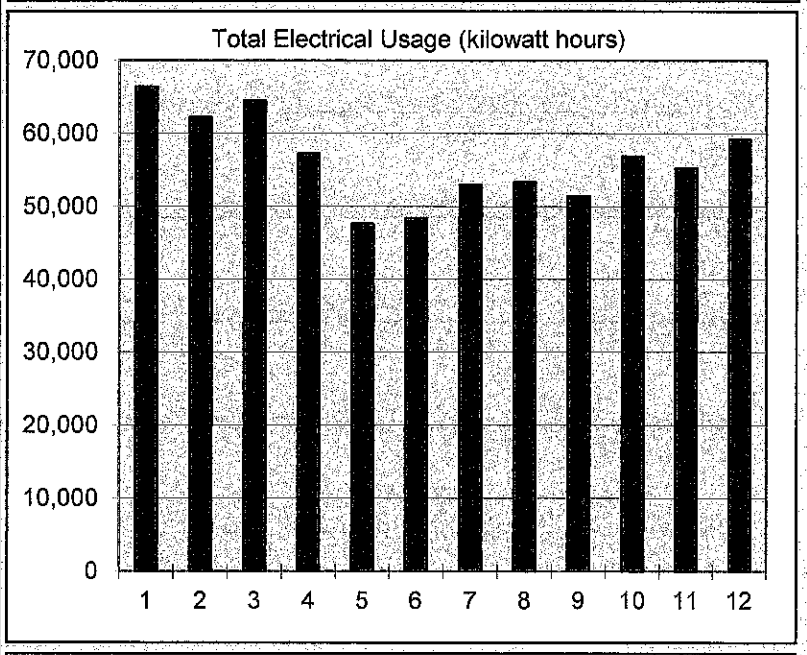

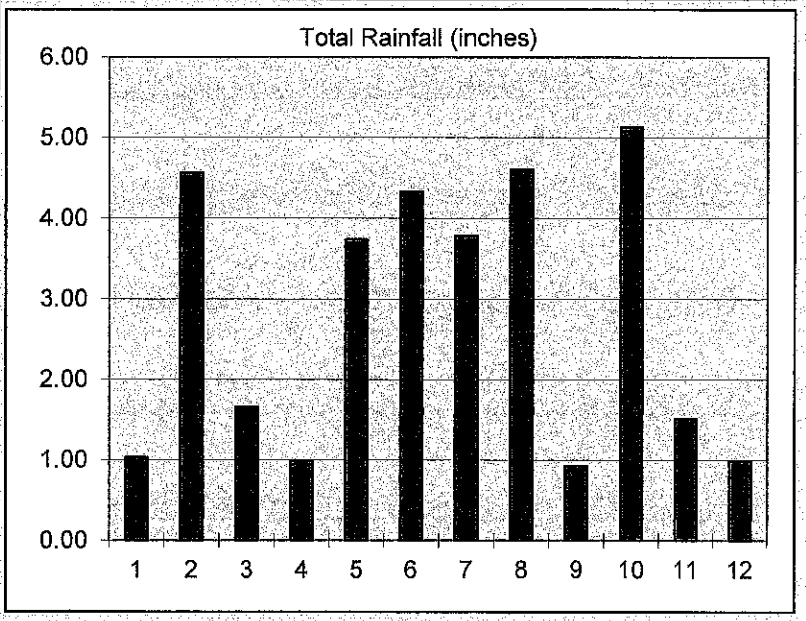

Knoxville, Illinois Wastewater Treatment Plant
Operated by Bock Inc.
Monthly Report for August, 2018

Date	Influent Flow (mgd)	RAS Flow (mgd)	WAS Flow (mgd)	Influent TSS (mg/l)	B01 TSS (mg/l)	TSS % Removal (mg/l)	Influent TSS (lbs/day)	B01 TSS (lbs/day)	TSS % Removal (lbs/day)	Outfall B01				
										pH (std. units)	D.O. (mg/l)	NH3 as (N) (mg/l)	NH3 as (N) (lbs/day)	Fecal Coliform (cfu/100)
8/1/2018	0.221300	0.066400	0.008840											
8/2/2018	0.206500	0.062000	0.004420	292	2.7	99.1	503	4.6	99.1	7.44	6.77	<0.100	0.2	5,800
8/3/2018	0.222000	0.066600	0.003094											
8/4/2018	0.214800	0.064400	0.004420											
8/5/2018	0.194800	0.058400	0.004420											
8/6/2018	0.275300	0.082600	0.018564											
8/7/2018	0.216500	0.065000	0.004420											
8/8/2018	0.204800	0.061400	0.004420											
8/9/2018	0.197200	0.059200	0.007514	282	3.5	98.8	464	5.8	98.8	7.48	6.83	<0.100	0.2	5,000
8/10/2018	0.194100	0.058200	0.007956											
8/11/2018	0.203400	0.061000	0.004420											
8/12/2018	0.188000	0.056400	0.004420											
8/13/2018	0.196100	0.058800	0.006188											
8/14/2018	0.193000	0.057900	------											
8/15/2018	0.214200	0.064300	0.004420											
8/16/2018	0.197300	0.059200	------											
8/17/2018	0.198000	0.059400	0.007956											
8/18/2018	0.195400	0.058600	------											
8/19/2018	0.191300	0.057400	0.008840											
8/20/2018	0.311700	0.093500	0.006630											
8/21/2018	0.199700	0.059900	0.003978											
8/22/2018	0.187700	0.056300	0.004420											
8/23/2018	0.239400	0.071800	0.008840											
8/24/2018	0.276200	0.082900	------											
8/25/2018	0.210500	0.063200	0.004420											
8/26/2018	0.220900	0.066300	0.004420											
8/27/2018	0.196100	0.058800	0.004420											
8/28/2018	0.897200	0.269200	0.008840											
8/29/2018	0.653100	0.195900	------											
8/30/2018	0.396700	0.119000	0.004420											
8/31/2018	0.358200	0.107500	0.007072											
Minimum	0.187700	0.056300	0.003094	282	2.7	98.8	464	4.6	98.8	7.44	6.77	<0.100	0.2	5,000
Maximum	0.897200	0.269200	0.018564	292	3.5	99.1	503	5.8	99.1	7.48	6.83	<0.100	0.2	5,800
Total	8.071400	2.421500	0.161772	574	6.2	198	967	10.4	198	14.9	13.6	0.200	0.3	10,800
Average	0.260368	0.078113	0.006222	287	3.1	98.9	483	5.2	98.9	7.46	6.80	0.100	0.2	5,400

Knoxville, Illinois Wastewater Treatment Plant
Operated by Bock Inc.
Monthly Report for August, 2018

Date	Influent BOD (mg/l)	B01 CBOD (mg/l)	BOD % Removal (mg/l)	Influent BOD (lbs/day)	B01 CBOD (lbs/day)	BOD % Removal (lbs/day)	Electrical Usage (kwh's)	High Temperature (degrees F)	Low Temperature (degrees F)	Rainfall (inches)	Snowfall (inches)
8/1/2018							1,920	82.6	65.0	0.13	
8/2/2018	210	<4.00	98.1	362	6.9	98.1	1,920	80.5	62.7	Trace	
8/3/2018							1,920	88.7	66.5		
8/4/2018							1,920	90.2	70.2		
8/5/2018							1,536	89.3	72.8		
8/6/2018							1,536	85.1	67.9	0.53	
8/7/2018							1,536	79.1	63.9	0.02	
8/8/2018							1,920	81.6	61.8		
8/9/2018	190	<4.00	97.9	312	6.6	97.9	1,920	89.1	65.6		
8/10/2018							1,920	83.7	61.1		
8/11/2018							1,536	87.0	62.3		
8/12/2018							1,536	87.0	62.3		
8/13/2018							1,920	88.2	64.0		
8/14/2018							1,536	86.0	69.1	Trace	
8/15/2018							1,920	76.6	69.9	0.24	
8/16/2018							1,536	84.4	69.2	0.05	
8/17/2018							1,920	83.5	68.3	0.10	
8/18/2018							1,536	82.9	63.8	0.05	
8/19/2018							1,536	78.6	68.1	0.65	
8/20/2018							1,920	76.6	65.2	0.03	
8/21/2018							1,536	78.1	56.0		
8/22/2018							1,920	77.1	51.5		
8/23/2018							1,536	78.7	54.5	0.46	
8/24/2018							1,536	77.0	61.7	0.06	
8/25/2018							1,536	90.6	71.2		
8/26/2018							1,920	90.1	72.9	0.03	
8/27/2018							1,152	90.9	75.0		
8/28/2018							1,920	87.2	67.4	1.91	
8/29/2018							1,536	73.1	57.4	0.13	
8/30/2018							1,920	77.3	60.5	0.01	
8/31/2018							1,920	84.7	63.0	0.21	
Minimum	190	<4.00	97.9	312	6.6	97.9	1,152	73.1	51.5	0.01	
Maximum	210	<4.00	98.1	362	6.9	98.1	1,920	90.9	75.0	1.91	
Total	400	8.00	196	674	13.5	196	53,376	2,586	2,011	4.61	
Average	200	4.00	98.0	337	6.7	98.0	1,722	83.4	64.9	0.29	

Knoxville, Illinois Wastewater Treatment Plant
Operated by Bock Inc.
Monthly Report for August, 2018
Outfall A01
Excess Flow Discharge

Date	BOD (mg/l)	TSS (mg/l)	NH3 (as N) (mg/l)	Fecal Coliform (cfu's/100ml)	Flow (mgd)
8/1/2018					0.000000
8/2/2018					0.000000
8/3/2018					0.000000
8/4/2018					0.000000
8/5/2018					0.000000
8/6/2018					0.000000
8/7/2018					0.000000
8/8/2018					0.000000
8/9/2018					0.000000
8/10/2018					0.000000
8/11/2018					0.000000
8/12/2018					0.000000
8/13/2018					0.000000
8/14/2018					0.000000
8/15/2018					0.000000
8/16/2018					0.000000
8/17/2018					0.000000
8/18/2018					0.000000
8/19/2018					0.000000
8/20/2018					0.000000
8/21/2018					0.000000
8/22/2018					0.000000
8/23/2018					0.000000
8/24/2018					0.000000
8/25/2018					0.000000
8/26/2018					0.000000
8/27/2018					0.000000
8/28/2018					0.000000
8/29/2018					0.000000
8/30/2018					0.000000
8/31/2018					0.000000
Minimum					0.000000
Maximum					0.000000
Total					0.000000
Average					0.000000

Knoxville, Illinois Wastewater Treatment Plant
Operated by Bock Inc.
Monthly Report for August, 2018
Outfall 001
Excess Flow Discharge

Date	D.O. (mg/L)	BOD (mg/L)	pH (Std.Units)	TSS (mg/L)	NH3 (as N) (mg/L)	CL2 Residual (mg/L)	Flow (mgd)
08/01/18							0.000000
08/02/18							0.000000
08/03/18							0.000000
08/04/18							0.000000
08/05/18							0.000000
08/06/18							0.000000
08/07/18							0.000000
08/08/18							0.000000
08/09/18							0.000000
08/10/18							0.000000
08/11/18							0.000000
08/12/18							0.000000
08/13/18							0.000000
08/14/18							0.000000
08/15/18							0.000000
08/16/18							0.000000
08/17/18							0.000000
08/18/18							0.000000
08/19/18							0.000000
08/20/18							0.000000
08/21/18							0.000000
08/22/18							0.000000
08/23/18							0.000000
08/24/18							0.000000
08/25/18							0.000000
08/26/18							0.000000
08/27/18							0.000000
08/28/18							0.000000
08/29/18							0.000000
08/30/18							0.000000
08/31/18							0.000000
Minimum							0.000000
Maximun							0.000000
Total							0.000000
Average							0.000000

DMR Copy of Record

Permit

Permit #:	IL0022209	**Permittee:**	KNOXVILLE, CITY OF	**Facility:**	KNOXVILLE STP
Major:	No	**Permittee Address:**	33 NORTHSIDE PUBLIC SQUARE KNOXVILLE, IL 61448	**Facility Location:**	507 SOUTH DIVISION STREET KNOXVILLE, IL 61448
Permitted Feature:	INF Influent Structure	**Discharge:**	INF-L INFLUENT MONITORING		

Report Dates & Status

Monitoring Period:	**From 08/01/18 to 08/31/18**	**DMR Due Date:**	**09/25/18**	**Status:**	**NetDMR Validated**

Considerations for Form Completion

BOW ID: W0950300002

Principal Executive Officer

First Name:	Stanley	**Title:**	Operator-in-Charge	**Telephone:**	309-852-2789
Last Name:	Bockewitz				

No Data Indicator (NODI)

Form NODI: –

Parameter Code	Parameter Name	Monitoring Location	Season #	Param. NODI		Quantity or Loading Qualifier 1	Value 1	Qualifier 2	Value 2	Units	Quality or Concentration Qualifier 1	Value 1	Qualifier 2	Value 2	Qualifier 3	Value 3	Units	# of Ex.	Frequency of Analysis	Sample Type
00310	BOD, 5-day, 20 deg. C	G - Raw Sewage Influent	0	–	Sample								=	200			19 - mg/L		09/99 - See Permit	CP - COMPOS
					Permit Req.									Req Mon MO AVG			19 - mg/L	0	09/99 - See Permit	CP - COMPOS
					Value NODI															
00530	Solids, total suspended	G - Raw Sewage Influent	0	–	Sample								=	287			19 - mg/L		09/99 - See Permit	CP - COMPOS
					Permit Req.									Req Mon MO AVG			19 - mg/L	0	09/99 - See Permit	CP - COMPOS
					Value NODI															
50050	Flow, in conduit or thru treatment plant	G - Raw Sewage Influent	0	–	Sample	=	0.260368	=	0.8972	03 - MGD									99/99 - Continuous	
					Permit Req.		Req Mon MO AVG		Req Mon DAILY MX	03 - MGD									99/99 - Continuous	
					Value NODI															

Submission Note

If a parameter row does not contain any values for the Sample nor Effluent Trading, then none of the following fields will be submitted for that row: Units, Number of Excursions, Frequency of Analysis, and Sample Type.

Edit Check Errors

No errors.

Comments

Attachments

No attachments.

Report Last Saved By

KNOXVILLE, CITY OF

User:	bockinc1992
Name:	Stanley Bockewitz
E-Mail:	stanb@bockinc.net
Date/Time:	2018-09-13 12:58 (Time Zone: -05:00)

Report Last Signed By

User:	bockinc1992
Name:	Stanley Bockewitz
E-Mail:	stanb@bockinc.net
Date/Time:	2018-09-13 13:02 (Time Zone: -05:00)

DMR Copy of Record

Permit

Permit #:	IL0022209	Permittee:	KNOXVILLE, CITY OF	Facility:	KNOXVILLE STP
Major:	No	Permittee Address:	33 NORTHSIDE PUBLIC SQUARE KNOXVILLE, IL 61448	Facility Location:	507 SOUTH DIVISION STREET KNOXVILLE, IL 61448
Permitted Feature:	B01 Internal Outfall	Discharge:	B01-0 STP INTERNAL OUTFALL		

Report Dates & Status

Monitoring Period:	From 08/01/18 to 08/31/18	DMR Due Date:	09/25/18	Status:	NetDMR Validated

Considerations for Form Completion

BOW ID: W0950300002

Principal Executive Officer

First Name:	Stanley	Title:	Operator-in-Charge	Telephone:	309-852-2789
Last Name:	Bockewitz				

No Data Indicator (NODI)

Form NODI: –

Parameter Code	Parameter Name	Monitoring Location	Season #	Param. NODI		Quantity or Loading Qualifier 1	Value 1	Qualifier 2	Value 2	Units	Quality or Concentration Qualifier 1	Value 1	Qualifier 2	Value 2	Qualifier 3	Value 3	Units	# of Ex.	Frequency of Analysis	Sample Type
00300	Oxygen, dissolved [DO]	1 - Effluent Gross	1	–	Sample						=	6.8	=	6.8	=	6.77	19 - mg/L		02/30 - Twice Per Month	CP - COMPOS
					Permit Req.						>=	5.5 MO AV MN	>=	4.5 MN WK AV	>=	3.5 DAILY MN	19 - mg/L	0	02/30 - Twice Per Month	CP - COMPOS
					Value NODI															
00400	pH	1 - Effluent Gross	0	–	Sample						=	7.44			=	7.48	12 - SU		02/30 - Twice Per Month	GR - GRAB
					Permit Req.						>=	6 MINIMUM			<=	9 MAXIMUM	12 - SU	0	02/30 - Twice Per Month	GR - GRAB
					Value NODI															
00530	Solids, total suspended	1 - Effluent Gross	0	–	Sample	=	5.2	=	5.8	26 - lb/d			=	3.1	=	3.5	19 - mg/L		02/30 - Twice Per Month	CP - COMPOS
					Permit Req.	<=	165 MO AVG	<=	330 DAILY MX	26 - lb/d			<=	12 MO AVG	<=	24 DAILY MX	19 - mg/L	0	02/30 - Twice Per Month	CP - COMPOS
					Value NODI															
00610	Nitrogen, ammonia total [as N]	1 - Effluent Gross	1	–	Sample	=	0.2	=	0.2	26 - lb/d			=	0.1	=	0.1	19 - mg/L		02/30 - Twice Per Month	CP - COMPOS
					Permit Req.	<=	12 MO AVG	<=	44 DAILY MX	26 - lb/d			<=	.9 MO AVG	<=	3.2 DAILY MX	19 - mg/L	0	02/30 - Twice Per Month	CP - COMPOS
					Value NODI															
00610	Nitrogen, ammonia total [as N]	8 - Other Treatment, Process Complete	1	–	Sample			=	0.2	26 - lb/d					=	0.1	19 - mg/L		02/30 - Twice Per Month	CP - COMPOS
					Permit Req.			<=	32 WKLY AVG	26 - lb/d					<=	2.3 WKLY AVG	19 - mg/L	0	02/30 - Twice Per Month	CP - COMPOS
					Value NODI															
50050	Flow, in conduit or thru treatment plant	1 - Effluent Gross	0	–	Sample	=	0.260368	=	0.8872	03 - MGD									99/99 - Continuous	
					Permit Req.		Req Mon MO AVG		Req Mon DAILY MX	03 - MGD								0	99/99 - Continuous	
					Value NODI															
50060	Chlorine, total residual	1 - Effluent Gross	0	–	Sample															
					Permit Req.										<=	.05 DAILY MX	19 - mg/L		CL/OC - Chlorination/Occurances	GR - GRAB
					Value NODI											9 - Conditional Monitoring - Not Required This Period				
74055	Coliform, fecal general	1 - Effluent Gross	0	–	Sample										=	5800	13 - #/100mL		02/30 - Twice Per Month	GR - GRAB
					Permit Req.											Req Mon DAILY MX	13 - #/100mL	0	02/30 - Twice Per Month	GR - GRAB
					Value NODI															
80082	BOD, carbonaceous [5 day, 20 C]	1 - Effluent Gross	0	–	Sample	=	6.7	=	6.9	26 - lb/d			=	4	=	4	19 - mg/L		02/30 - Twice Per Month	CP - COMPOS
					Permit Req.	<=	138 MO AVG	<=	275 DAILY MX	26 - lb/d			<=	10 MO AVG	<=	20 DAILY MX	19 - mg/L	0	02/30 - Twice Per Month	CP - COMPOS
					Value NODI															

Submission Note

If a parameter row does not contain any values for the Sample nor Effluent Trading, then none of the following fields will be submitted for that row: Units, Number of Excursions, Frequency of Analysis, and Sample Type.

Edit Check Errors

No errors.

Comments

Chlorination did not occur this monitoring period.

Attachments

No attachments.

Report Last Saved By

KNOXVILLE, CITY OF

User:	bockinc1992
Name:	Stanley Bockewitz
E-Mail:	stanb@bockinc.net
Date/Time:	2018-09-13 12:56 (Time Zone: -05:00)

Report Last Signed By

User:	bockinc1992
Name:	Stanley Bockewitz
E-Mail:	stanb@bockinc.net
Date/Time:	2018-09-13 13:00 (Time Zone: -05:00)

DMR Copy of Record

Permit

Permit #:	IL0022209	**Permittee:**	KNOXVILLE, CITY OF	**Facility:**	KNOXVILLE STP
Major:	No	**Permittee Address:**	33 NORTHSIDE PUBLIC SQUARE KNOXVILLE, IL 61448	**Facility Location:**	507 SOUTH DIVISION STREET KNOXVILLE, IL 61448
Permitted Feature:	A01 External Outfall	**Discharge:**	**A01-0** EXCESS FLOW		

Report Dates & Status

Monitoring Period:	**From 08/01/18 to 08/31/18**	**DMR Due Date:**	**09/25/18**	**Status:**	**NetDMR Validated**

Considerations for Form Completion

BOW ID: W0950300002; NUMBER OF DAYS OF DISCHARGE:

Principal Executive Officer

First Name:	Stanley	**Title:**	Operator-in-Charge	**Telephone:**	309-852-2789
Last Name:	Bockewitz				

No Data Indicator (NODI)

Form NODI: –

Parameter Code	Parameter Name	Monitoring Location	Season #	Param. NODI		Quantity or Loading Qualifier 1	Value 1	Qualifier 2	Value 2	Units	Quality or Concentration Qualifier 1	Value 1	Qualifier 2	Value 2	Qualifier 3	Value 3	Units	# of Ex.	Frequency of Analysis	Sample Type
00310	BOD, 5-day, 20 deg. C	1 - Effluent Gross	0	–	Sample Permit Req. Value NODI									Req Mon MO AVG C - No Discharge			19 - mg/L		DL/DS - Daily When Discharging	GR - GRAB
00530	Solids, total suspended	1 - Effluent Gross	0	–	Sample Permit Req. Value NODI									Req Mon MO AVG C - No Discharge			19 - mg/L		DL/DS - Daily When Discharging	GR - GRAB
00610	Nitrogen, ammonia total [as N]	1 - Effluent Gross	0	–	Sample Permit Req. Value NODI											Req Mon DAILY MX C - No Discharge	19 - mg/L		DL/DS - Daily When Discharging	GR - GRAB
74055	Coliform, fecal general	1 - Effluent Gross	0	–	Sample Permit Req. Value NODI										<=	400 DAILY MX C - No Discharge	13 - #/100mL		DL/DS - Daily When Discharging	GR - GRAB
82220	Flow, total	1 - Effluent Gross	0	–	Sample Permit Req. Value NODI			Req Mon MO TOTAL C - No Discharge	80 - Mgal/mo										DL/DS - Daily When Discharging	CN - CONTIN

Submission Note

If a parameter row does not contain any values for the Sample nor Effluent Trading, then none of the following fields will be submitted for that row: Units, Number of Excursions, Frequency of Analysis, and Sample Type.

Edit Check Errors

No errors.

Comments

Attachments

No attachments.

Report Last Saved By

KNOXVILLE, CITY OF

User:	bockinc1992
Name:	Stanley Bockewitz
E-Mail:	stanb@bockinc.net
Date/Time:	2018-09-13 12:50 (Time Zone: -05:00)

Report Last Signed By

User:	bockinc1992
Name:	Stanley Bockewitz
E-Mail:	stanb@bockinc.net
Date/Time:	2018-09-13 13:00 (Time Zone: -05:00)

DMR Copy of Record

Permit

Permit #:	IL0022209	**Permittee:**	KNOXVILLE, CITY OF	**Facility:**	KNOXVILLE STP
Major:	No	**Permittee Address:**	33 NORTHSIDE PUBLIC SQUARE KNOXVILLE, IL 61448	**Facility Location:**	507 SOUTH DIVISION STREET KNOXVILLE, IL 61448
Permitted Feature:	001 External Outfall	**Discharge:**	001-0 COMBINED DISCHAGE FROM A01 AND B01		

Report Dates & Status

Monitoring Period:	From 08/01/18 to 08/31/18	**DMR Due Date:**	09/25/18	**Status:**	NetDMR Validated

Considerations for Form Completion

BOW ID: W0950300002; NUMBER OF DAYS OF DISCHARGE:

Principal Executive Officer

First Name:	Stanley	**Title:**	Operator-in-Charge	**Telephone:**	309-852-2789
Last Name:	Bockewitz				

No Data Indicator (NODI)

Form NODI: –

Parameter Code	Parameter Name	Monitoring Location	Season #	Param. NODI		Quantity or Loading Qualifier 1	Value 1	Qualifier 2	Value 2	Units	Quality or Concentration Qualifier 1	Value 1	Qualifier 2	Value 2	Qualifier 3	Value 3	Units	# of EX	Frequency of Analysis	Sample Type
00300	Oxygen, dissolved [DO]	1 - Effluent Gross	0	–	Sample Permit Req. Value NODI							Req Mon MO AV MN C - No Discharge		Req Mon MN WK AV C - No Discharge			19 - mg/L		DL/DS - Daily When Discharging	GR - GRAB
00310	BOD, 5-day, 20 deg. C	1 - Effluent Gross	0	–	Sample Permit Req. Value NODI						<=	30 MO AVG C - No Discharge	<=	45 WKLY AVG C - No Discharge			19 - mg/L		DL/DS - Daily When Discharging	GR - GRAB
00400	pH	1 - Effluent Gross	0	–	Sample Permit Req. Value NODI						>=	6 MINIMUM C - No Discharge			<=	9 MAXIMUM C - No Discharge	12 - SU		DL/DS - Daily When Discharging	GR - GRAB
00530	Solids, total suspended	1 - Effluent Gross	0	–	Sample Permit Req. Value NODI						<=	30 MO AVG C - No Discharge	<=	45 WKLY AVG C - No Discharge			19 - mg/L		DL/DS - Daily When Discharging	GR - GRAB
00610	Nitrogen, ammonia total [as N]	1 - Effluent Gross	0	–	Sample Permit Req. Value NODI									Req Mon MO AVG C - No Discharge		Req Mon DAILY MX C - No Discharge	19 - mg/L		DL/DS - Daily When Discharging	GR - GRAB
50060	Chlorine, total residual	1 - Effluent Gross	0	–	Sample Permit Req. Value NODI								<=	.75 MO AVG C - No Discharge			19 - mg/L		DL/DS - Daily When Discharging	GR - GRAB
82220	Flow, total	1 - Effluent Gross	0	–	Sample Permit Req. Value NODI			Req Mon MO TOTAL 60 - Mgal/mo C - No Discharge											DL/DS - Daily When Discharging	CN - CONTIN

Submission Note

If a parameter row does not contain any values for the Sample nor Effluent Trading, then none of the following fields will be submitted for that row: Units, Number of Excursions, Frequency of Analysis, and Sample Type.

Edit Check Errors

No errors.

Comments

Attachments

No attachments.

Report Last Saved By

KNOXVILLE, CITY OF

User:	bockinc1992
Name:	Stanley Bockewitz
E-Mail:	stanb@bockinc.net
Date/Time:	2018-09-13 12:50 (Time Zone: -05:00)

Report Last Signed By

User:	bockinc1992
Name:	Stanley Bockewitz
E-Mail:	stanb@bockinc.net
Date/Time:	2018-09-13 12:58 (Time Zone: -05:00)